

Seamless Interlocking Form Liners

Patterns shown in order of Max. Depth and on Center

14345
 0.25" Max. Depth
 0.5" on center

Coverage: 6" wide
 Peak: 0.25"
 Valley: 0.125"
 Draft: 0.0625"

14615
 0.25" Max. Depth
 0.5" on center

Coverage: 6" wide
 Peak: 0.225"
 Valley: 0.15"
 Draft: 0.0625"

14361
 0.5" Max. Depth
 1" on center

Coverage: 6" wide
 Peak: 0.375"
 Valley: 0.375"
 Draft: 0.125"

14335
 0.5" Max. Depth
 1.25" on center

Coverage: 6.25" wide
 Peak: 0.375"
 Valley: 0.3125"
 Draft: 0.281"

14305
 0.5" Max. Depth
 1.5" on center

Coverage: 6" wide
 Peak: 0.5"
 Valley: 0.5"
 Draft: 0.25"

14339
 0.5" Max. Depth
 2" on center

Coverage: 6" wide
 Peak: 0.875"
 Valley: 0.875"
 Draft: 0.125"

14655
 0.5" Max. Depth
 2" on center

Coverage: 6" wide
 Peak: 1.625"
 Valley: 0.25"
 Draft: 0.0625"

14313
 0.5" Max. Depth
 2.625" on center

Coverage: 5.25" wide
 Peak: 1.0625"
 Valley: 1.0625"
 Draft: 0.25"

14393
 0.5" Max. Depth
 4" on center

Coverage: 8" wide
 Peak: 1.75"
 Valley: 0.75"
 Draft: 0.75"

14817
 0.5" Max. Depth
 4" on center

Coverage: 8" wide
 Peak: 3"
 Valley: 0.5"
 Draft: 0.5"

14541
 0.5" Max. Depth
 6" on center


Coverage: 12" wide
 Peak: 4.5"
 Valley: 0.5"
 Draft: 0.5"

14668
 0.5" Max. Depth
 8" on center

Coverage: 8" wide
 Peak: 7"
 Draft: 0.5"

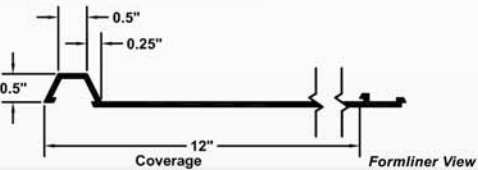

Seamless Interlocking Form Liners

Patterns shown in order of Max. Depth and on Center



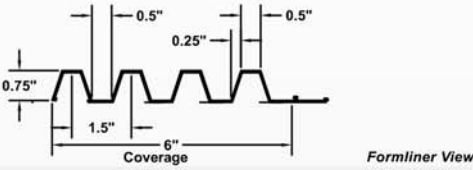

14386
 0.5" Max. Depth
 12" on center

Coverage: 12" wide
 Peak: 11"
 Valley: 0.5"
 Draft: 0.25"

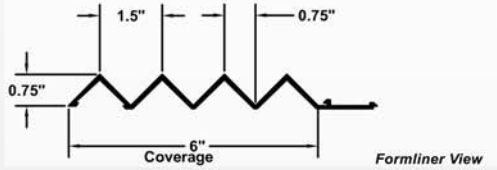

14310
 0.75" Max. Depth
 1.5" on center

Coverage: 6" wide
 Peak: 0.5"
 Valley: 0.5"
 Draft: 0.25"

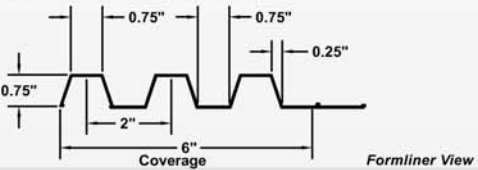

14662
 0.75" Max. Depth
 1.5" on center

Coverage: 6" wide
 Draft: 0.75"

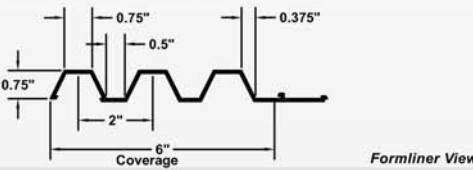
14304
 0.75" Max. Depth
 2" on center

Coverage: 6" wide
 Peak: 0.75"
 Valley: 0.75"
 Draft: 0.25"


14316
 0.75" Max. Depth
 2" on center

Coverage: 6" wide
 Peak: 0.5"
 Valley: 0.75"
 Draft: 0.375"



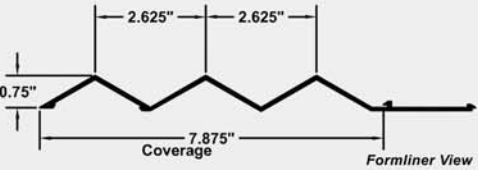


14348
 0.75" Max. Depth
 2.5" on center

Coverage: 7.5" wide
 Peak: 1"
 Valley: 0.75"
 Draft: 0.375"

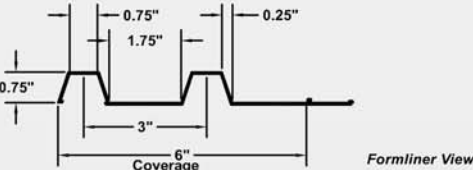

14658A
 0.75" Max. Depth
 2.625" on center

Coverage: 7.875" wide
 Draft: 1.3125"

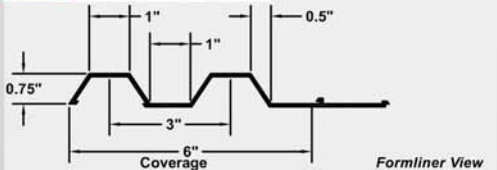

14309
 0.75" Max. Depth
 3" on center

Coverage: 6" wide
 Peak: 1.75"
 Valley: 0.75"
 Draft: 0.25"

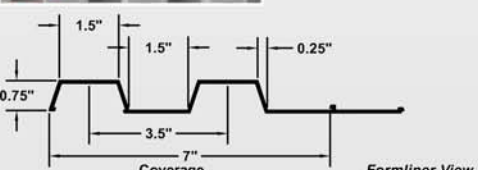

14315
 0.75" Max. Depth
 3" on center

Coverage: 6" wide
 Peak: 1"
 Valley: 1"
 Draft: 0.5"

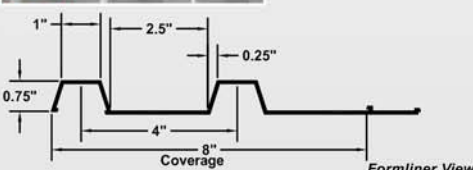

14320
 0.75" Max. Depth
 3.5" on center

Coverage: 7" wide
 Peak: 1.5"
 Valley: 1.5"
 Draft: 0.25"

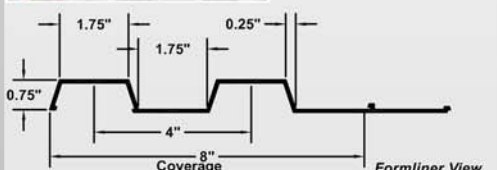
14307
 0.75" Max. Depth
 4" on center

Coverage: 8" wide
 Peak: 2.5"
 Valley: 1"
 Draft: 0.25"

14329
 0.75" Max. Depth
 4" on center

Coverage: 8" wide
 Peak: 1.75"
 Valley: 1.75"
 Draft: 0.25"



Seamless Interlocking Form Liners

Patterns shown in order of Max. Depth and on Center

14331
 0.75" Max. Depth
 4" on center

Coverage: 8" wide
 Peak: 1.5"
 Valley: 1.5"
 Draft: 0.5"

14331 Concrete View

Formliner View

14380
 0.75" Max. Depth
 6" on center

Coverage: 6" wide
 Peak: 2"
 Valley: 2.5"
 Draft: 0.5"

14380 Concrete View

Formliner View

14542
 0.75" Max. Depth
 6" on center

Coverage: 12" wide
 Peak: 4"
 Valley: 1"
 Draft: 0.5"

14542 Concrete View

Formliner View

14653
 0.75" Max. Depth
 7.5" on center

Coverage: 7.5" wide
 Peak: 3.5"
 Valley: 3.5"
 Draft: 0.25"

14653 Concrete View

Formliner View

14656A
 0.75" Max. Depth
 10" on center

Coverage: 10" wide
 Peak: 6.0"
 Valley: 3.125"
 Draft: 0.4375"

14656A Concrete View

Formliner View

14667
 0.75" Max. Depth
 12" on center

Coverage: 12" wide
 Peak: 0.5"
 Valley: 10.75"
 Draft: 0.375"

14667 Concrete View

Formliner View

14656B
 0.75" Max. Depth
 12" on center

Coverage: 12" wide
 Peak: 8.0"
 Valley: 3.125"
 Draft: 0.4375"

14656B Concrete View

Formliner View

14656C
 0.75" Max. Depth
 16" on center

Coverage: 16" wide
 Peak: 12.0"
 Valley: 3.125"
 Draft: 0.4375"

14656C Concrete View

Formliner View

14311
 0.875" Max. Depth
 2.25" on center

Part Size:
 Coverage: 6.75" wide
 Peak: 1.5"
 Valley: 0.375"
 Draft: 0.188"

14311 Concrete View

Formliner View

14321
 1" Max. Depth
 1.5" on center

Coverage: 9" wide
 Draft: 0.75"

14321 Concrete View

Formliner View

14448
 1" Max. Depth
 2" on center

Coverage: 6" wide
 Peak: 0.75"
 Valley: 0.75"
 Draft: 0.25"

14448 Concrete View

Formliner View

14341
 1" Max. Depth
 2.125" on center

Coverage: 6.375" wide
 Peak: 0.5"
 Valley: 0.5"
 Draft: 0.5625"

14341 Concrete View

Formliner View

Seamless Interlocking Form Liners

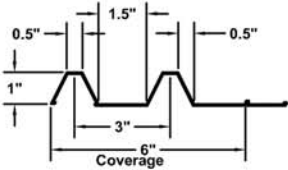
Patterns shown in order of Max. Depth and on Center



14350

1" Max. Depth
 3" on center

Coverage: 6" wide
 Peak: 1.5"
 Valley: 0.5"
 Draft: 0.5"



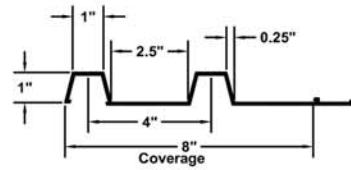
Formliner View



14308

1" Max. Depth
 4" on center

Coverage: 8" wide
 Peak: 2.5"
 Valley: 1"
 Draft: 0.25"



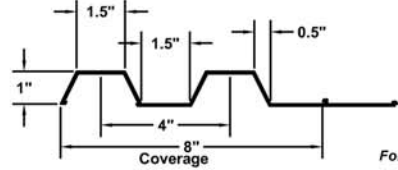
Formliner View



14327

1" Max. Depth
 4" on center

Coverage: 8" wide
 Peak: 1.5"
 Valley: 1.5"
 Draft: 0.5"



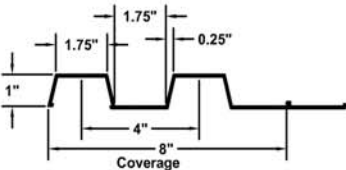
Formliner View



14328

1" Max. Depth
 4" on center

Coverage: 8" wide
 Peak: 1.75"
 Valley: 1.75"
 Draft: 0.25"



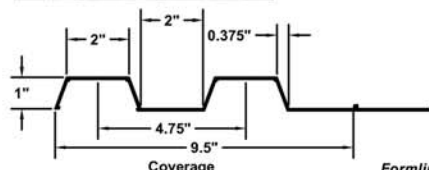
Formliner View



14640

1" Max. Depth
 4.75" on center

Coverage: 9.5" wide
 Peak: 2"
 Valley: 2"
 Draft: 0.375"



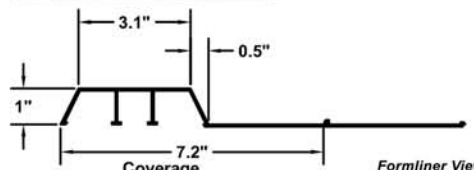
Formliner View



14704

1" Max. Depth
 7.2" on center

Coverage: 7.2" wide
 Peak: 3.1"
 Valley: 3.1"
 Draft: 0.5"



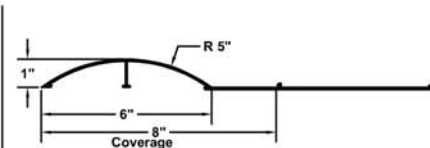
Formliner View



14346

1" Max. Depth
 8" on center

Coverage: 8" wide
 Peak: 2"
 Valley: 5" radius



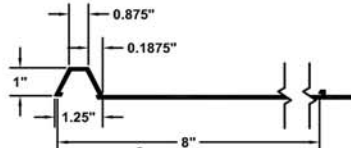
Formliner View



14712

1" Max. Depth
 8" on center

Coverage: 8" wide
 Peak: 7"
 Valley: 0.875"
 Draft: 0.1875"



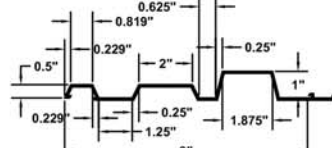
Formliner View




14815E

1" Max. Depth

Coverage: 9" wide
 Peak: 0.625-2.672"
 Valley: 0.819-1.937"
 Draft: 0.229-0.25"



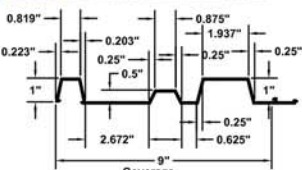
Formliner View



14815F

1" Max. Depth

Coverage: 9" wide
 Peak: 0.625-2.672"
 Valley: 0.819-1.937"
 Draft: 0.203-0.25"



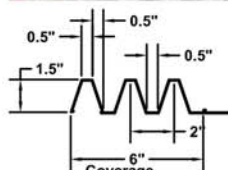
Formliner View



14303

1.5" Max. Depth
 2" on center

Coverage: 6" wide
 Peak: 0.5"
 Valley: 0.5"
 Draft: 0.5"



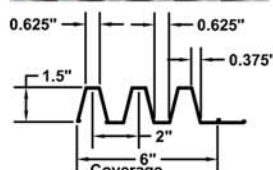
Formliner View



14643

1.5" Max. Depth
 2" on center

Coverage: 6" wide
 Peak: 0.625"
 Valley: 0.625"
 Draft: 0.375"



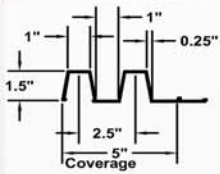
Formliner View

Seamless Interlocking Form Liners

Patterns shown in order of Max. Depth and on Center



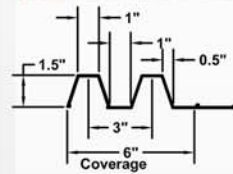
14816
 1.5" Max. Depth
 2.5" on center
 Coverage: 5" wide
 Peak: 1"
 Valley: 1"
 Draft: 0.25"



Formliner View



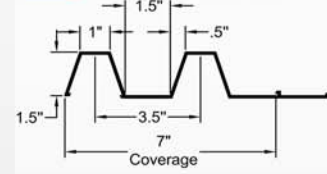
14306
 1.5" Max. Depth
 3" on center
 Coverage: 6" wide
 Peak: 1"
 Valley: 1"
 Draft: 0.5"



Formliner View



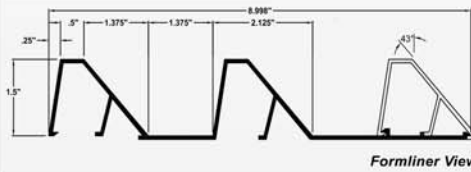
14301
 1.5" Max. Depth
 3.5" on center
 Coverage: 7" wide
 Peak: 1.5"
 Valley: 1"
 Draft: 0.5"




Formliner View



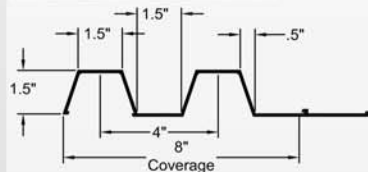
14821
 1.5" Max. Depth
 3.5" on center
 Coverage: 7" wide
 Peak: 1.375"
 Valley: 0.5"
 Draft: 0.25-1.375"



Formliner View



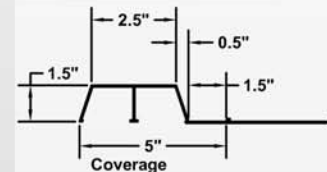
14302
 1.5" Max. Depth
 4" on center
 Coverage: 8" wide
 Peak: 1.5"
 Valley: 1.5"
 Draft: 0.5"



Formliner View



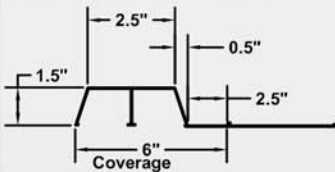
14322
 1.5" Max. Depth
 5" on center
 Coverage: 5" wide
 Peak: 1.5"
 Valley: 2.5"
 Draft: 0.5"



Formliner View



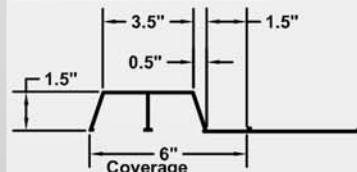
14314
 1.5" Max. Depth
 6" on center
 Coverage: 6" wide
 Peak: 2.5"
 Valley: 2.5"
 Draft: 0.5"



Formliner View



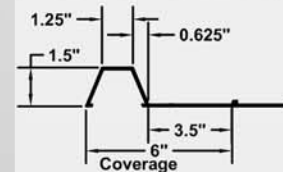
14818
 1.5" Max. Depth
 6" on center
 Coverage: 6" wide
 Peak: 1"
 Valley: 1"
 Draft: 0.5"




Formliner View



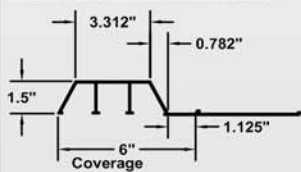
14323
 1.5" Max. Depth
 6" on center
 Coverage: 6" wide
 Peak: 3.5"
 Valley: 1.25"
 Draft: 0.625"



Formliner View



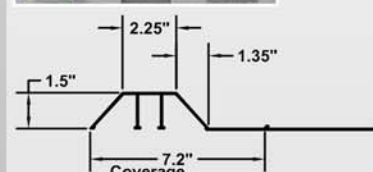
14356
 1.5" Max. Depth
 6" on center
 Coverage: 6" wide
 Peak: 1.125"
 Valley: 3.312"
 Draft: 0.782"



Formliner View



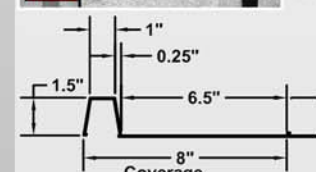
14706
 1.5" Max. Depth
 7.2" on center
 Coverage: 7.2" wide
 Peak: 2.25"
 Valley: 2.25"
 Draft: 1.35"



Formliner View



14641
 1.5" Max. Depth
 8" on center
 Coverage: 8" wide
 Peak: 6.5"
 Valley: 1"
 Draft: 0.25"



Formliner View

Seamless Interlocking Form Liners

Patterns shown in order of Max. Depth and On Center

14312
 1.75" Max. Depth
 2.75" on center

Coverage: 2.75" wide
 Peak: 1"
 Valley: 1"
 Draft: 0.375"

14317
 2" Max. Depth
 4" on center

Coverage: 4" wide
 Peak: 1.5"
 Valley: 1.5"
 Draft: 0.5"

14443
 2" Max. Depth
 6" on center

Coverage: 6" wide
 Peak: 2" radius rib
 Valley: 1.75"

14665
 2" Max. Depth
 6" on center

Coverage: 6" wide
 Peak: 4"
 Valley: 1.5"
 Draft: 0.25"

14666
 2" Max. Depth
 12" on center

Part Size:
 Coverage: 12" wide
 Peak: 10"
 Valley: 1.5"
 Draft: 0.25"

Give us a call at any of our branch locations, email us at info@formtechinc.com, or click on formtechinc.com/quote to get a quote. Our experienced Form Tech representatives will answer your questions, and help you get your project started with some of the best concrete forming, shoring, and accessory products in the industry, backed by a professional and detail-oriented staff.



Charleston, SC

7377 Peppermill Lane
North Charleston,
SC 29418
843.628.3434



Detroit, MI

Corporate Headquarters
975 Ladd Road
Walled Lake,
MI 48390
Branch: 248.344.8260
Corporate: 248.344.8265



Charleston, WV

161 Industrial Road
St. Albans,
WV 25177
304.722.6804



Pittsburgh, PA

2850-A Kramer Road
Gibsonia,
PA 15044
412.331.4500



Charlotte, NC

1000 Thomasboro Road
Charlotte,
NC 28208
704.395.9910



Raleigh, NC

115 Peffinder Lane
Raleigh,
NC 27603
919.833.0911



Cleveland, OH

20801 Miles Road
North Randall,
OH 44128
216.692.0497



TRUSTED FORMWORK & ACCESSORY SPECIALISTS

800-876-4857 | info@formtechinc.com | formtechinc.com